



lumini Solucoes em Iluminacao LTDA  
www.lumini.com.br  
Email:laboratorio@lumini.com.br  
Tel:+55 11 3437-5555 Fax:+55 11 3437-5555  
Address:Rua Ferreira Viana, 716 - Socorro - São Paulo/SP

---

## lumini

---

LumCAT:

Luminaire: rocket xsm int cnp tr fa

LampCAT: modulo led tr 9W 2700K irc 90

Ballast type:

Report No:

Voltage(V): 127.0000

Test No:

Current(A): 0.0750

Number of Lamps: 0

Power (W): 9.0000

Lamp flux(lm): 525.0

PF: 0.9300

Length(mm): 40

Width(mm): 40

Phm Type: C

Height(mm): 0

---

## Photometric Results

---

Lumens(lm): 304.05, Efficiency(%): 0.00% , Luminous Efficacy(lm/W): 33.78

Central intensity(cd): 260.939, Maximum intensity(cd): 269.032

Angle of maximum intensity: C=0.0  $\gamma$ =10.0

Beam angle of C0 plane : 67.64

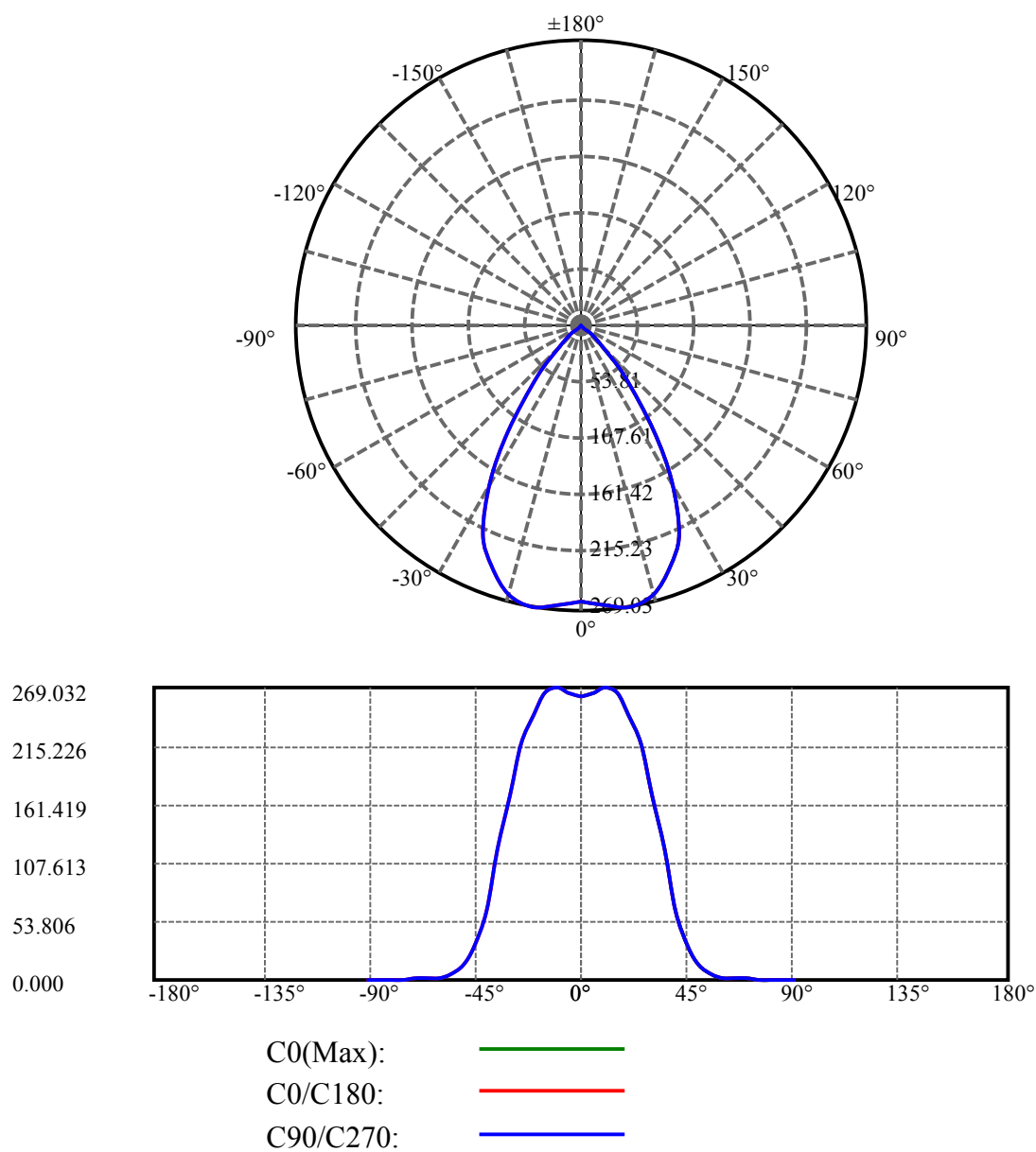
Aveage BeamAngle(IEC 61341):67.64

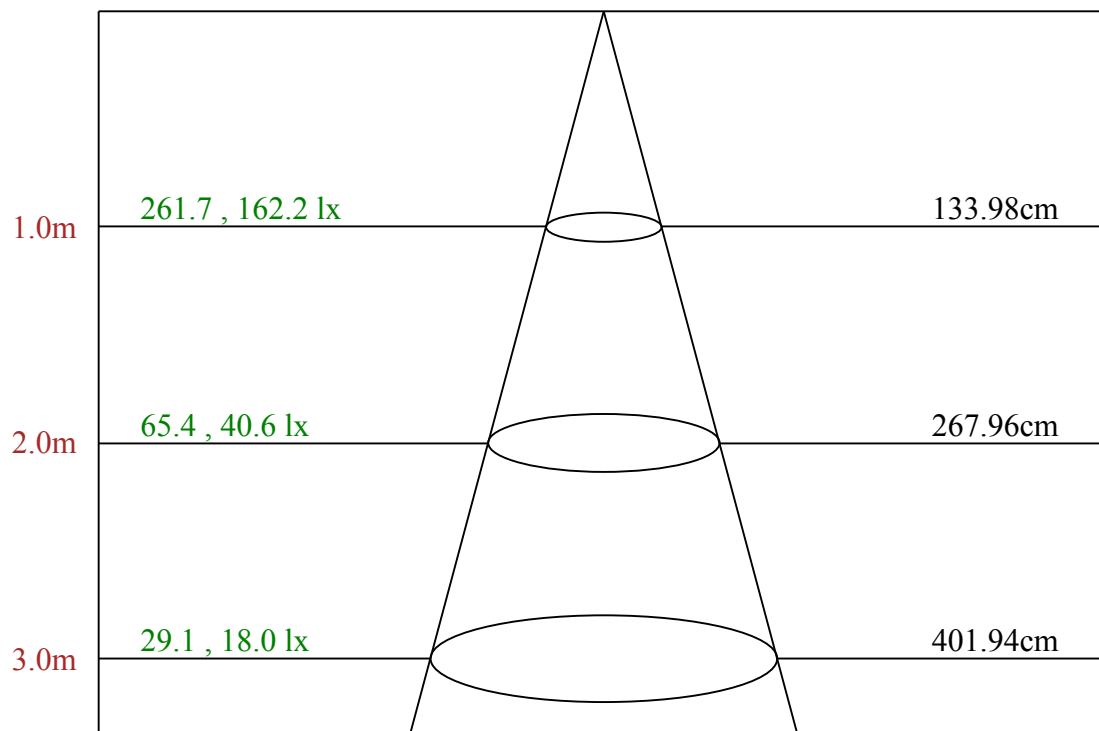
---

Equipment: equipamento lumini  
Temperature(°C): 25.0

Date: 11/29/2023  
Humidity(%): 55.0%

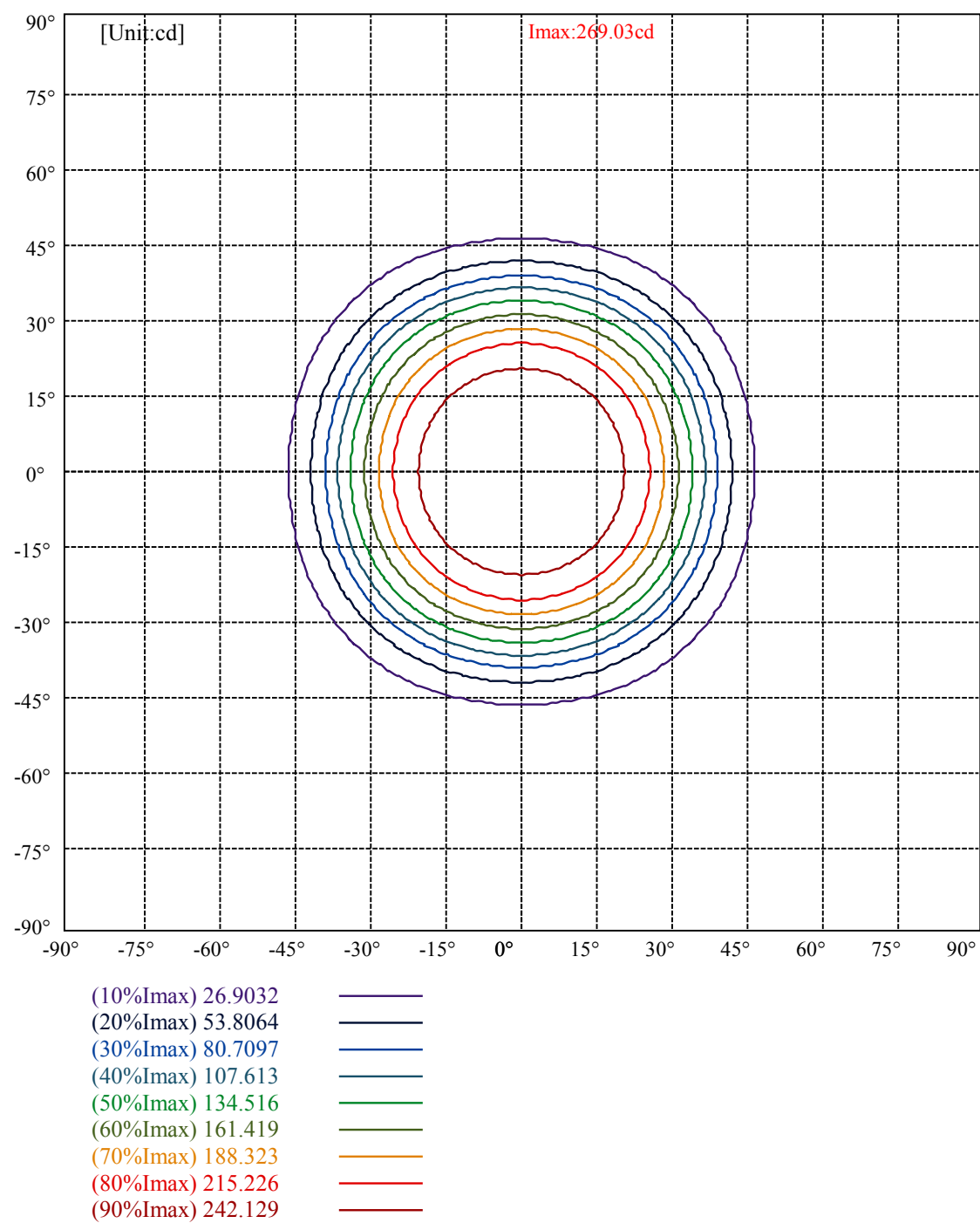
Operator: 01  
Distance(m): 6.90





Max , Ave

Beam angle of C0 plane 67.64



## lumini

### Luminance Limiting Curve(no luminous side)

Appendix Page: 5 Total:6

Luminance Table

$\gamma$	45	50	55	60	65	70	75	80	85
C0	25922	13726	5227	2522	1813	1849	2012	2570	4780
C45	25922	13726	5227	2522	1813	1849	2012	2570	4780
C90	25922	13726	5227	2522	1813	1849	2012	2570	4780

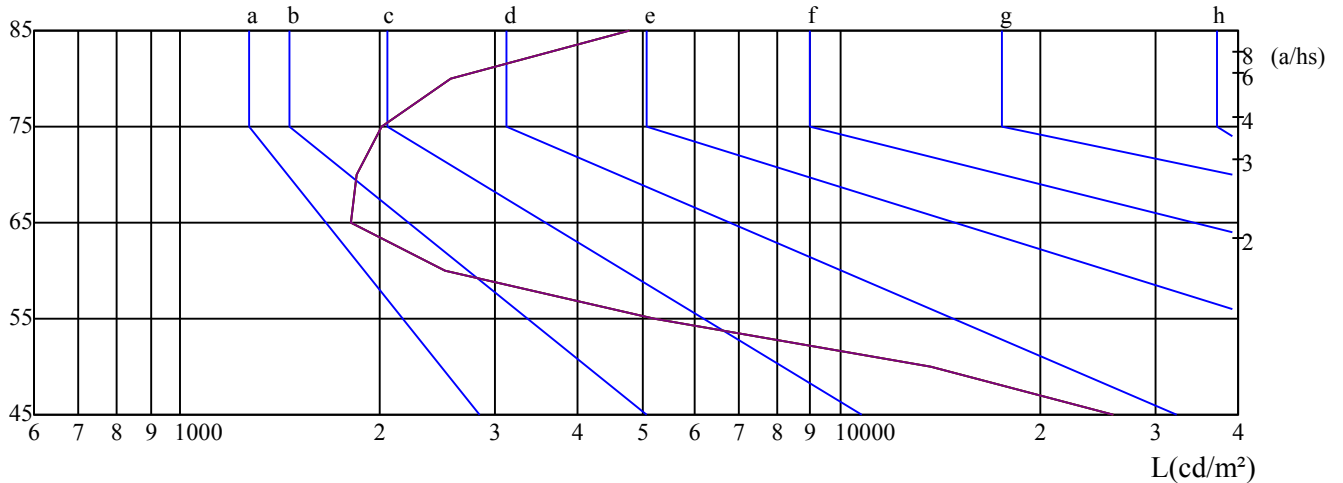
L(Hor)(65)	L(Ver)(65)	L45(65)	L(Hor)(75)	L(Ver)(75)	L45(75)	L(Hor)(85)	L(Ver)(85)	L45(85)
1813	1813	1813	2012	2012	2012	4780	4780	4780

Glare Table

Glare	Quality	Service Values Illuminance(lx)							
1.15	A	2000	1000	500	$\leq 300$				
1.5	B		2000	1000	500	$\leq 300$			
1.85	C			2000	1000	500	$\leq 300$		
2.2	D				2000	1000	500	$\leq 300$	
2.55	E					2000	1000	500	$\leq 300$
		a	b	c	d	e	f	g	h

Luminance Limiting Curve

$\gamma(^{\circ})$



C0 ———

C45 ———

C90 ———

Equipment: equipamento lumini  
Temperature( $^{\circ}$ C): 25.0

Date: 11/29/2023  
Humidity(%): 55.0%

Operator: 01  
Distance(m): 6.90

Illumination assessment according UGR											
Rf of Ceiling	70	70	50	50	30	70	70	50	50	30	
Rf of Wall	50	30	50	30	30	50	30	50	30	30	
Rf of Floor	20	20	20	20	20	20	20	20	20	20	
Room dimensions		Viewed crosswise					Viewed endwise				
X	Y										
2H	2H	21.54	22.57	21.90	22.88	23.20	21.63	22.67	22.00	22.98	23.30
	3H	21.35	22.27	21.74	22.61	22.95	21.45	22.37	21.84	22.70	23.05
	4H	21.26	22.11	21.66	22.47	22.83	21.36	22.21	21.76	22.56	22.93
	6H	21.20	21.97	21.61	22.35	22.74	21.29	22.07	21.71	22.44	22.84
	8H	21.13	21.87	21.55	22.26	22.67	21.23	21.97	21.65	22.36	22.76
	12H	21.08	21.78	21.51	22.18	22.60	21.18	21.88	21.61	22.28	22.69
4H	2H	21.26	22.11	21.66	22.46	22.83	21.36	22.21	21.76	22.56	22.93
	3H	21.05	21.75	21.48	22.15	22.57	21.15	21.85	21.57	22.24	22.66
	4H	21.00	21.60	21.43	22.03	22.47	21.09	21.70	21.53	22.12	22.57
	6H	20.89	21.42	21.36	21.87	22.33	20.98	21.52	21.46	21.97	22.42
	8H	20.85	21.35	21.34	21.81	22.28	20.95	21.44	21.43	21.90	22.38
	12H	20.84	21.30	21.33	21.75	22.27	20.93	21.39	21.42	21.84	22.36
8H	4H	20.81	21.30	21.29	21.76	22.24	20.90	21.40	21.39	21.86	22.33
	6H	20.70	21.11	21.20	21.59	22.10	20.79	21.20	21.30	21.68	22.19
	8H	20.72	21.07	21.25	21.59	22.09	20.82	21.16	21.35	21.69	22.18
	12H	20.73	21.01	21.27	21.52	22.04	20.83	21.10	21.37	21.62	22.14
12H	4H	20.76	21.22	21.25	21.67	22.19	20.85	21.31	21.34	21.76	22.28
	6H	20.69	21.04	21.22	21.56	22.06	20.79	21.13	21.32	21.65	22.15
	8H	20.69	20.96	21.23	21.47	22.00	20.78	21.05	21.32	21.57	22.09
Variation with the observer position at spacings:											
S = 1.0H		4.0/-9.6					4.0/-9.6				
S = 1.5H		6.6/-11.2					6.6/-11.2				
S = 2.0H		8.6/-10.4					8.6/-10.4				
Standard tables:		BK0					BK0				
Uncorrected UGR		1.6					1.6				

依据CIE Publ. 117 计算 UGR, S/H = 0.25